

SUMMARY OF APPROVED BUDGET, UTILIZATIONS, DISBURSEMENTS AND BALANCES BY OBJECT OF EXPENDITURES
(For Off-Budgetary Funds)

As at the Quarter Ending September 30, 2023

Department : State Universities and Colleges (SUCs)
 Agency/Entity : Negros Oriental State University
 Operating Unit : < not applicable >
 Organization Code (UACS) : 08 072 000000
 Fund Cluster : 05 - Internally Generated Funds
 (e.g. UACS Fund Cluster: 05-Internally Generated Funds and 06-Business Related Funds)

Particulars	UACS CODE	Approved Budget			Utilizations					Disbursements					Balances			
		Approved Budgeted Revenue	Adjustments (Reductions, Modifications/Augmentations)	Adjusted Budgeted Revenue	1st Quarter Ending March 31	2nd Quarter Ending June 30	3rd Quarter Ending September 30	4th Quarter Ending December 31	Total	1st Quarter Ending March 31	2nd Quarter Ending June 30	3rd Quarter Ending September 30	4th Quarter Ending December 31	Total	Unutilized Budget	Unpaid Obligations (10-15)=(17+18)		
																5=[3+(-)4]	6	7
1	2	3	4	5	6	7	8	9	10	11	12	13	14	15	16	17	18	
SUMMARY																		
A. AGENCY SPECIFIC BUDGET																		
Personnel Services		59,174,049.72	(9,583,874.84)	49,590,174.88	781,410.91	2,070,494.59	262,707.12	0.00	3,114,612.62	715,200.53	2,070,494.59	262,707.12	0.00	3,048,402.24	46,475,562.26	66,210.38	0.00	
Salaries and Wages	5010100000	796,648.96	378,863.73	1,175,512.69	7,589.53	633,203.63	0.00	0.00	640,793.16	7,589.53	633,203.63	0.00	0.00	640,793.16	534,719.53	0.00	0.00	
Salaries and Wages - Regular	5010101000	770,637.00	0.00	770,637.00	0.00	254,339.90	0.00	0.00	254,339.90	0.00	254,339.90	0.00	0.00	254,339.90	516,297.10	0.00	0.00	
Basic Salary - Civilian	5010101001	770,637.00	0.00	770,637.00	0.00	254,339.90	0.00	0.00	254,339.90	0.00	254,339.90	0.00	0.00	254,339.90	516,297.10	0.00	0.00	
Salaries and Wages - Casual/Contractual	5010102000	26,011.96	378,863.73	404,875.69	7,589.53	378,863.73	0.00	0.00	386,453.26	7,589.53	378,863.73	0.00	0.00	386,453.26	18,422.43	0.00	0.00	
Salaries and Wages - Casual/Contractual	5010102000	26,011.96	378,863.73	404,875.69	7,589.53	378,863.73	0.00	0.00	386,453.26	7,589.53	378,863.73	0.00	0.00	386,453.26	18,422.43	0.00	0.00	
Other Compensation	5010200000	58,132,968.93	(9,962,738.57)	48,170,230.36	773,821.38	1,437,290.96	262,707.12	0.00	2,473,819.46	707,611.00	1,437,290.96	262,707.12	0.00	2,407,609.08	45,696,410.90	66,210.38	0.00	
Personal Economic Relief Allowance (PERA)	5010201000	52,000.00	0.00	52,000.00	0.00	0.00	0.00	0.00	0.00	0.00	0.00	0.00	0.00	0.00	52,000.00	0.00	0.00	
PERA - Civilian	5010201001	52,000.00	0.00	52,000.00	0.00	0.00	0.00	0.00	0.00	0.00	0.00	0.00	0.00	0.00	52,000.00	0.00	0.00	
Clothing/Uniform Allowance	5010204000	30,000.00	0.00	30,000.00	0.00	0.00	0.00	0.00	0.00	0.00	0.00	0.00	0.00	0.00	30,000.00	0.00	0.00	
Clothing/Uniform Allowance - Civilian	5010204001	30,000.00	0.00	30,000.00	0.00	0.00	0.00	0.00	0.00	0.00	0.00	0.00	0.00	0.00	30,000.00	0.00	0.00	
Honoraria	5010210000	45,783,549.47	(10,491,968.47)	35,291,581.00	217,050.60	1,072,581.25	175,201.60	0.00	1,464,833.45	217,050.60	1,072,581.25	175,201.60	0.00	1,464,833.45	33,826,747.55	0.00	0.00	
Honoraria - Civilian	5010210001	45,783,549.47	(10,491,968.47)	35,291,581.00	217,050.60	1,072,581.25	175,201.60	0.00	1,464,833.45	217,050.60	1,072,581.25	175,201.60	0.00	1,464,833.45	33,826,747.55	0.00	0.00	
Hazard Pay (HP)	5010211000	100,000.00	0.00	100,000.00	0.00	0.00	0.00	0.00	0.00	0.00	0.00	0.00	0.00	0.00	100,000.00	0.00	0.00	
HP - Magna Carta Benefits for Public Health Workers under RA. 7305	5010211005	100,000.00	0.00	100,000.00	0.00	0.00	0.00	0.00	0.00	0.00	0.00	0.00	0.00	0.00	100,000.00	0.00	0.00	
Overtime and Night Pay	5010213000	11,270,484.14	441,229.90	11,711,714.04	468,770.78	351,959.71	39,930.86	0.00	860,661.35	402,560.40	351,959.71	39,930.86	0.00	794,450.97	10,851,052.69	66,210.38	0.00	
Overtime Pay	5010213001	11,270,484.14	441,229.90	11,711,714.04	468,770.78	351,959.71	39,930.86	0.00	860,661.35	402,560.40	351,959.71	39,930.86	0.00	794,450.97	10,851,052.69	66,210.38	0.00	
Year End Bonus	5010214000	113,935.32	0.00	113,935.32	0.00	0.00	0.00	0.00	0.00	0.00	0.00	0.00	0.00	0.00	113,935.32	0.00	0.00	
Bonus - Civilian	5010214001	113,935.32	0.00	113,935.32	0.00	0.00	0.00	0.00	0.00	0.00	0.00	0.00	0.00	0.00	113,935.32	0.00	0.00	
Mid-Year Bonus - Civilian	5010216000	15,000.00	0.00	15,000.00	0.00	0.00	0.00	0.00	0.00	0.00	0.00	0.00	0.00	0.00	15,000.00	0.00	0.00	
Mid-Year Bonus - Civilian	5010216001	15,000.00	0.00	15,000.00	0.00	0.00	0.00	0.00	0.00	0.00	0.00	0.00	0.00	0.00	15,000.00	0.00	0.00	
Other Bonuses and Allowances	5010299000	768,000.00	88,000.00	856,000.00	88,000.00	12,750.00	47,574.66	0.00	148,324.66	88,000.00	12,750.00	47,574.66	0.00	148,324.66	707,675.34	0.00	0.00	
Per Diems - Civilian	5010299001	733,000.00	88,000.00	821,000.00	88,000.00	12,750.00	47,574.66	0.00	148,324.66	88,000.00	12,750.00	47,574.66	0.00	148,324.66	672,675.34	0.00	0.00	
Productivity Enhancement Incentive - Civilian	5010299012	5,000.00	0.00	5,000.00	0.00	0.00	0.00	0.00	0.00	0.00	0.00	0.00	0.00	0.00	5,000.00	0.00	0.00	
Performance Based Bonus - Civilian	5010299014	30,000.00	0.00	30,000.00	0.00	0.00	0.00	0.00	0.00	0.00	0.00	0.00	0.00	0.00	30,000.00	0.00	0.00	
Personnel Benefit Contributions	5010300000	103,631.83	0.00	103,631.83	0.00	0.00	0.00	0.00	0.00	0.00	0.00	0.00	0.00	0.00	103,631.83	0.00	0.00	
Retirement and Life Insurance Premiums	5010301000	72,805.84	0.00	72,805.84	0.00	0.00	0.00	0.00	0.00	0.00	0.00	0.00	0.00	0.00	72,805.84	0.00	0.00	
Retirement and Life Insurance Premiums	5010301000	72,805.84	0.00	72,805.84	0.00	0.00	0.00	0.00	0.00	0.00	0.00	0.00	0.00	0.00	72,805.84	0.00	0.00	
Pag-IBIG Contributions	5010302000	9,600.00	0.00	9,600.00	0.00	0.00	0.00	0.00	0.00	0.00	0.00	0.00	0.00	0.00	9,600.00	0.00	0.00	
Pag-IBIG - Civilian	5010302001	9,600.00	0.00	9,600.00	0.00	0.00	0.00	0.00	0.00	0.00	0.00	0.00	0.00	0.00	9,600.00	0.00	0.00	
PhilHealth Contributions	5010303000	11,625.99	0.00	11,625.99	0.00	0.00	0.00	0.00	0.00	0.00	0.00	0.00	0.00	0.00	11,625.99	0.00	0.00	
PhilHealth - Civilian	5010303001	11,625.99	0.00	11,625.99	0.00	0.00	0.00	0.00	0.00	0.00	0.00	0.00	0.00	0.00	11,625.99	0.00	0.00	
Employees Compensation Insurance Premiums (ECIP)	5010304000	9,600.00	0.00	9,600.00	0.00	0.00	0.00	0.00	0.00	0.00	0.00	0.00	0.00	0.00	9,600.00	0.00	0.00	
ECIP - Civilian	5010304001	9,600.00	0.00	9,600.00	0.00	0.00	0.00	0.00	0.00	0.00	0.00	0.00	0.00	0.00	9,600.00	0.00	0.00	
Other Personnel Benefits	5010400000	140,800.00	0.00	140,800.00	0.00	0.00	0.00	0.00	0.00	0.00	0.00	0.00	0.00	0.00	140,800.00	0.00	0.00	
Other Personnel Benefits	5010499000	140,800.00	0.00	140,800.00	0.00	0.00	0.00	0.00	0.00	0.00	0.00	0.00	0.00	0.00	140,800.00	0.00	0.00	
Lump-sum for Compensation Adjustment	5010499006	10,000.00	0.00	10,000.00	0.00	0.00	0.00	0.00	0.00	0.00	0.00	0.00	0.00	0.00	10,000.00	0.00	0.00	
Lump-sum for Step Increments - Length of Service	5010499010	10,000.00	0.00	10,000.00	0.00	0.00	0.00	0.00	0.00	0.00	0.00	0.00	0.00	0.00	10,000.00	0.00	0.00	
Other Personnel Benefits	5010499099	120,800.00	0.00	120,800.00	0.00	0.00	0.00	0.00	0.00	0.00	0.00	0.00	0.00	0.00	120,800.00	0.00	0.00	

SUMMARY OF APPROVED BUDGET, UTILIZATIONS, DISBURSEMENTS AND BALANCES BY OBJECT OF EXPENDITURES
(For Off-Budgetary Funds)
As at the Quarter Ending September 30, 2023

Department : State Universities and Colleges (SUCs)
 Agency/Entity : Negros Oriental State University
 Operating Unit : < not applicable >
 Organization Code (UACS) : 08 072 000000
 Fund Cluster : 05 - Internally Generated Funds
 (e.g. UACS Fund Cluster: 05-Internally Generated Funds and 06-Business Related Funds)

Particulars	UACS CODE	Approved Budget			Utilizations						Disbursements					Balances		
		Approved Budgeted Revenue	Adjustments (Reductions, Modifications/ Augmentations/)	Adjusted Budgeted Revenue	1st Quarter Ending March 31	2nd Quarter Ending June 30	3rd Quarter Ending September 30	4th Quarter Ending December 31	Total	1st Quarter Ending March 31	2nd Quarter Ending June 30	3rd Quarter Ending September 30	4th Quarter Ending December 31	Total	Unutilized Budget	Unpaid Obligations (10-15)=(17+18)		
																Due and Demandable	Not Yet Due and Demandable	
1	2	3	4	5=[(3+(-)4)]	6	7	8	9	10=(6+7+8+9)	11	12	13	14	15=(11+12+13+14)	16=(5-10)	17	18	
Maintenance and Other Operating Expenses		653,501,627.35	85,087,708.89	738,589,336.24	21,309,508.60	26,070,188.81	35,955,820.23	0.00	83,335,517.64	14,763,234.49	15,288,964.96	34,330,456.81	0.00	64,382,656.26	655,253,818.60	2,780,083.09	16,172,778.29	
Traveling Expenses	5020100000	6,362,009.15	5,294,781.07	11,656,790.22	406,625.00	123,389.56	4,026,846.00	0.00	4,556,860.56	404,715.00	111,859.56	4,038,376.00	0.00	4,554,950.56	7,099,929.66	1,910.00	0.00	
Traveling Expenses - Local	5020101000	6,362,009.15	5,294,781.07	11,656,790.22	406,625.00	123,389.56	4,026,846.00	0.00	4,556,860.56	404,715.00	111,859.56	4,038,376.00	0.00	4,554,950.56	7,099,929.66	1,910.00	0.00	
Training and Scholarship Expenses	5020200000	52,666,763.52	4,746,125.76	57,412,889.28	236,310.00	594,202.40	485,031.40	0.00	1,315,543.80	115,540.00	162,357.40	809,204.40	0.00	1,087,101.80	56,097,345.48	0.00	228,442.00	
Training Expenses	5020201000	52,666,763.52	2,846,125.76	55,512,889.28	236,310.00	594,202.40	485,031.40	0.00	1,315,543.80	115,540.00	162,357.40	809,204.40	0.00	1,087,101.80	54,197,345.48	0.00	228,442.00	
ICT Training Expenses	5020201001	224,750.00	0.00	224,750.00	0.00	0.00	0.00	0.00	0.00	0.00	0.00	0.00	0.00	0.00	224,750.00	0.00	0.00	
Training Expenses	5020201002	52,442,013.52	2,846,125.76	55,288,139.28	236,310.00	594,202.40	485,031.40	0.00	1,315,543.80	115,540.00	162,357.40	809,204.40	0.00	1,087,101.80	53,972,595.48	0.00	228,442.00	
Scholarship Grants/Expenses	5020202000	0.00	1,900,000.00	1,900,000.00	0.00	0.00	0.00	0.00	0.00	0.00	0.00	0.00	0.00	0.00	1,900,000.00	0.00	0.00	
Scholarship Grants/Expenses	5020202000	0.00	1,900,000.00	1,900,000.00	0.00	0.00	0.00	0.00	0.00	0.00	0.00	0.00	0.00	0.00	1,900,000.00	0.00	0.00	
Supplies and Materials Expenses	5020300000	126,938,906.58	23,443,341.94	150,382,248.52	4,251,049.40	5,752,670.13	7,559,487.96	0.00	17,563,207.49	3,467.50	1,684,705.96	4,623,791.74	0.00	6,311,969.80	132,819,041.03	331,609.80	10,919,632.49	
Office Supplies Expenses	5020301000	30,494,050.09	3,450,790.61	33,944,840.70	709,076.95	790,357.23	603,363.63	0.00	2,102,797.81	1,900.00	148,120.95	555,092.34	0.00	705,113.29	31,842,042.89	119,622.30	1,278,062.22	
ICT Office Supplies	5020301001	16,212,348.46	1,377,429.48	17,589,777.94	405,005.95	315,049.00	97,698.72	0.00	817,753.67	1,900.00	134,605.95	293,460.00	0.00	429,965.95	16,772,024.27	0.00	387,787.72	
Office Supplies Expenses	5020301002	14,281,701.63	2,073,361.13	16,355,062.76	304,071.00	475,308.23	505,664.91	0.00	1,285,044.14	0.00	13,515.00	261,632.34	0.00	275,147.34	15,070,018.62	119,622.30	890,274.50	
Accountable Forms Expenses	5020302000	411,275.00	(151,000.00)	260,275.00	0.00	0.00	0.00	0.00	0.00	0.00	0.00	0.00	0.00	0.00	260,275.00	0.00	0.00	
Accountable Forms Expenses	5020302000	411,275.00	(151,000.00)	260,275.00	0.00	0.00	0.00	0.00	0.00	0.00	0.00	0.00	0.00	0.00	260,275.00	0.00	0.00	
Drugs and Medicines Expenses	5020307000	1,408,317.50	78,103.62	1,486,421.12	15,620.00	21,175.00	87,709.00	0.00	124,504.00	0.00	21,175.00	15,620.00	0.00	36,795.00	1,361,917.12	0.00	87,709.00	
Drugs and Medicines Expenses	5020307000	1,408,317.50	78,103.62	1,486,421.12	15,620.00	21,175.00	87,709.00	0.00	124,504.00	0.00	21,175.00	15,620.00	0.00	36,795.00	1,361,917.12	0.00	87,709.00	
Medical, Dental and Laboratory Supplies Expenses	5020308000	2,039,982.26	(267,741.55)	1,772,240.71	0.00	10,178.00	67,564.00	0.00	77,742.00	0.00	10,178.00	0.00	0.00	10,178.00	1,694,498.71	0.00	67,564.00	
Medical, Dental and Laboratory Supplies Expenses	5020308000	2,039,982.26	(267,741.55)	1,772,240.71	0.00	10,178.00	67,564.00	0.00	77,742.00	0.00	10,178.00	0.00	0.00	10,178.00	1,694,498.71	0.00	67,564.00	
Fuel Oil and Lubricants Expenses	5020309000	3,006,456.30	602,322.87	3,608,779.17	313,077.50	68,004.10	370,293.01	0.00	751,374.61	0.00	23,513.06	157,046.60	0.00	180,559.66	2,857,404.56	49,980.00	520,834.95	
Fuel Oil and Lubricants Expenses	5020309000	3,006,456.30	602,322.87	3,608,779.17	313,077.50	68,004.10	370,293.01	0.00	751,374.61	0.00	23,513.06	157,046.60	0.00	180,559.66	2,857,404.56	49,980.00	520,834.95	
Agricultural and Marine Supplies Expenses	5020310000	9,053,735.50	17,500.00	9,071,235.50	1,009,112.50	196,490.00	521,810.00	0.00	1,727,412.50	0.00	812,230.00	0.00	0.00	812,230.00	7,343,823.00	0.00	915,182.50	
Agricultural and Marine Supplies Expenses	5020310000	9,053,735.50	17,500.00	9,071,235.50	1,009,112.50	196,490.00	521,810.00	0.00	1,727,412.50	0.00	812,230.00	0.00	0.00	812,230.00	7,343,823.00	0.00	915,182.50	
Textbooks and Instructional Materials Expenses	5020311000	5,042,298.30	0.00	5,042,298.30	512,651.50	0.00	180.00	0.00	512,831.50	1,567.50	0.00	180.00	0.00	1,747.50	4,529,466.80	0.00	511,084.00	
Textbooks and Instructional Materials Expenses	5020311001	5,042,298.30	0.00	5,042,298.30	512,651.50	0.00	180.00	0.00	512,831.50	1,567.50	0.00	180.00	0.00	1,747.50	4,529,466.80	0.00	511,084.00	
Military, Police and Traffic Supplies Expenses	5020312000	29,000.00	0.00	29,000.00	0.00	0.00	0.00	0.00	0.00	0.00	0.00	0.00	0.00	0.00	29,000.00	0.00	0.00	
Military, Police and Traffic Supplies Expenses	5020312000	29,000.00	0.00	29,000.00	0.00	0.00	0.00	0.00	0.00	0.00	0.00	0.00	0.00	0.00	29,000.00	0.00	0.00	
Chemical and Filtering Supplies Expenses	5020313000	1,738,691.29	150,000.00	1,888,691.29	0.00	0.00	699,372.00	0.00	699,372.00	0.00	0.00	0.00	0.00	0.00	1,189,319.29	0.00	699,372.00	
Chemical and Filtering Supplies Expenses	5020313000	1,738,691.29	150,000.00	1,888,691.29	0.00	0.00	699,372.00	0.00	699,372.00	0.00	0.00	0.00	0.00	0.00	1,189,319.29	0.00	699,372.00	
Semi-Expendable Machinery and Equipment Expenses	5020321000	27,858,069.63	8,211,785.03	36,069,854.66	783,087.95	1,448,336.00	1,847,144.00	0.00	4,078,567.95	0.00	368,774.95	1,249,228.00	0.00	1,618,002.95	31,991,286.71	12,239.00	2,448,326.00	
Machinery	5020321001	33,500.00	2,000.00	35,500.00	0.00	0.00	0.00	0.00	0.00	0.00	0.00	0.00	0.00	0.00	35,500.00	0.00	0.00	
Office Equipment	5020321002	2,857,734.00	1,228,453.60	4,086,187.60	1,394.55	65,975.00	74,412.00	0.00	141,781.55	0.00	66,389.55	980.00	0.00	67,369.55	3,944,406.05	0.00	74,412.00	
Information and Communications Technology Equipment	5020321003	12,180,231.53	3,081,393.37	15,261,624.90	318,636.40	678,441.00	1,011,862.00	0.00	2,008,939.40	0.00	268,085.40	632,155.00	0.00	900,240.40	13,252,695.50	12,239.00	1,096,460.00	
Agricultural and Forestry Equipment	5020321004	653,250.00	0.00	653,250.00	75,212.00	0.00	9,950.00	0.00	85,162.00	0.00	0.00	0.00	0.00	0.00	568,088.00	0.00	85,162.00	
Maine and Fishery Equipment	5020321005	367,400.00	0.00	367,400.00	0.00	0.00	0.00	0.00	0.00	0.00	0.00	0.00	0.00	0.00	367,400.00	0.00	0.00	
Communications Equipment	5020321007	7,000.00	309,400.00	316,400.00	0.00	0.00	27,000.00	0.00	27,000.00	0.00	0.00	0.00	0.00	0.00	289,400.00	0.00	27,000.00	
Disaster Response and Rescue Equipment	5020321008	877,853.67	492,500.00	1,370,353.67	120,000.00	25,900.00	0.00	0.00	145,900.00	0.00	0.00	145,900.00	0.00	145,900.00	1,224,453.67	0.00	0.00	
Medical Equipment	5020321010	533,924.73	22,953.65	556,878.38	46,755.00	0.00	0.00	0.00	46,755.00	0.00	0.00	0.00	0.00	0.00	510,123.38	0.00	46,755.00	
Printing Equipment	5020321011	239,000.00	77,600.00	316,600.00	30,075.00	0.00	0.00	0.00	30,075.00	0.00	0.00	0.00	0.00	0.00	286,525.00	0.00	30,075.00	
Sports Equipment	5020321012	839,100.00	1,008,867.00	1,847,967.00	0.00	0.00	389,115.00	0.00	389,115.00	0.00	0.00	0.00	0.00	0.00	1,458,852.00	0.00	389,115.00	
Technical and Scientific Equipment	5020321013	7,418,776.27	1,223,821.00	8,642,597.27	191,015.00	476,990.00	63,283.00	0.00	731,288.00	0.00	34,300.00	312,163.00	0.00	346,463.00	7,911,309.27	0.00	384,825.00	
Other Machinery and Equipment	5020321099	1,850,299.43	764,796.41	2,615,095.84	0.00	201,030.00	271,522.00	0.00	472,552.00	0.00	0.00	158,030.00	0.00	158,030.00	2,142,543.84	0.00	314,522.00	

SUMMARY OF APPROVED BUDGET, UTILIZATIONS, DISBURSEMENTS AND BALANCES BY OBJECT OF EXPENDITURES
(For Off-Budgetary Funds)
As at the Quarter Ending September 30, 2023

Department : State Universities and Colleges (SUCs)
 Agency/Entity : Negros Oriental State University
 Operating Unit : < not applicable >
 Organization Code (UACS) : 08 072 000000
 Fund Cluster : 05 - Internally Generated Funds
 (e.g. UACS Fund Cluster: 05-Internally Generated Funds and 06-Business Related Funds)

Particulars	UACS CODE	Approved Budget			Utilizations					Disbursements					Balances		
		Approved Budgeted Revenue	Adjustments (Reductions, Modifications/Augmentations)	Adjusted Budgeted Revenue	1st Quarter Ending March 31	2nd Quarter Ending June 30	3rd Quarter Ending September 30	4th Quarter Ending December 31	Total	1st Quarter Ending March 31	2nd Quarter Ending June 30	3rd Quarter Ending September 30	4th Quarter Ending December 31	Total	Unutilized Budget	Unpaid Obligations (10-15)=(17+18)	
																Due and Demandable	Not Yet Due and Demandable
1	2	3	4	5=[3+(-4)]	6	7	8	9	10=(6+7+8+9)	11	12	13	14	15=(11+12+13+14)	16=(5-10)	17	18
Semi-Expendable Furniture, Fixtures and Books Expenses	5020322000	17,075,382.97	6,677,723.84	23,753,106.81	835,805.00	1,716,800.00	461,984.82	0.00	3,014,589.82	0.00	184,389.00	1,393,550.00	0.00	1,577,939.00	20,738,516.99	36,002.50	1,400,648.32
Furniture and Fixtures	5020322001	12,007,602.97	6,005,397.09	18,013,000.06	835,805.00	1,028,590.00	414,252.50	0.00	2,278,647.50	0.00	184,389.00	1,393,550.00	0.00	1,577,939.00	15,734,352.56	36,002.50	664,706.00
Books	5020322002	5,067,780.00	672,326.75	5,740,106.75	0.00	688,210.00	47,732.32	0.00	735,942.32	0.00	0.00	0.00	0.00	0.00	5,004,164.43	0.00	735,942.32
Other Supplies and Materials Expenses	5020399000	28,781,647.74	4,673,857.52	33,455,505.26	72,618.00	1,501,329.80	2,900,067.50	0.00	4,474,015.30	0.00	116,325.00	1,253,074.80	0.00	1,369,399.80	28,981,489.96	113,766.00	2,990,849.50
Other Supplies and Materials Expenses	5020399000	28,781,647.74	4,673,857.52	33,455,505.26	72,618.00	1,501,329.80	2,900,067.50	0.00	4,474,015.30	0.00	116,325.00	1,253,074.80	0.00	1,369,399.80	28,981,489.96	113,766.00	2,990,849.50
Utility Expenses	5020400000	2,665,136.45	821,390.38	3,486,526.83	1,132,767.88	0.00	0.00	0.00	1,132,767.88	1,132,767.88	0.00	0.00	0.00	1,132,767.88	2,353,758.95	0.00	0.00
Water Expenses	5020401000	980,355.00	(113,882.00)	866,473.00	116,407.80	0.00	0.00	0.00	116,407.80	116,407.80	0.00	0.00	0.00	116,407.80	750,065.20	0.00	0.00
Water Expenses	5020401000	980,355.00	(113,882.00)	866,473.00	116,407.80	0.00	0.00	0.00	116,407.80	116,407.80	0.00	0.00	0.00	116,407.80	750,065.20	0.00	0.00
Electricity Expenses	5020402000	1,684,781.45	935,272.38	2,620,053.83	1,016,360.08	0.00	0.00	0.00	1,016,360.08	1,016,360.08	0.00	0.00	0.00	1,016,360.08	1,603,693.75	0.00	0.00
Electricity Expenses	5020402000	1,684,781.45	935,272.38	2,620,053.83	1,016,360.08	0.00	0.00	0.00	1,016,360.08	1,016,360.08	0.00	0.00	0.00	1,016,360.08	1,603,693.75	0.00	0.00
Communication Expenses	5020500000	33,495,924.31	3,829,161.01	37,325,085.32	162,837.69	1,533,838.97	1,754,131.38	0.00	3,450,808.04	156,727.69	921,424.97	2,114,628.05	0.00	3,192,780.71	33,874,277.28	258,027.33	0.00
Postage and Courier Services	5020501000	357,955.40	0.00	357,955.40	3,305.60	0.00	2,860.00	0.00	6,165.60	2,770.60	535.00	2,860.00	0.00	6,165.60	351,789.80	0.00	0.00
Postage and Courier Services	5020501000	357,955.40	0.00	357,955.40	3,305.60	0.00	2,860.00	0.00	6,165.60	2,770.60	535.00	2,860.00	0.00	6,165.60	351,789.80	0.00	0.00
Telephone Expenses	5020502000	9,183,702.19	331,023.00	9,514,725.19	98,174.53	93,368.96	85,557.41	0.00	277,100.90	92,599.53	80,419.96	79,386.41	0.00	252,405.90	9,237,624.29	24,695.00	0.00
Mobile	5020502001	8,099,080.69	601,003.87	8,700,084.56	98,174.53	93,368.96	85,557.41	0.00	277,100.90	92,599.53	80,419.96	79,386.41	0.00	252,405.90	8,422,983.66	24,695.00	0.00
Landline	5020502002	1,084,621.50	(269,980.87)	814,640.63	0.00	0.00	0.00	0.00	0.00	0.00	0.00	0.00	0.00	0.00	814,640.63	0.00	0.00
Internet Subscription Expenses	5020503000	23,694,266.72	3,498,138.01	27,192,404.73	61,357.56	1,440,470.01	1,665,713.97	0.00	3,167,541.54	61,357.56	840,470.01	2,032,381.64	0.00	2,934,209.21	24,024,863.19	233,332.33	0.00
Internet Subscription Expenses	5020503000	23,694,266.72	3,498,138.01	27,192,404.73	61,357.56	1,440,470.01	1,665,713.97	0.00	3,167,541.54	61,357.56	840,470.01	2,032,381.64	0.00	2,934,209.21	24,024,863.19	233,332.33	0.00
Cable, Satellite, Telegraph and Radio Expenses	5020504000	260,000.00	0.00	260,000.00	0.00	0.00	0.00	0.00	0.00	0.00	0.00	0.00	0.00	0.00	260,000.00	0.00	0.00
Cable, Satellite, Telegraph and Radio Expenses	5020504000	260,000.00	0.00	260,000.00	0.00	0.00	0.00	0.00	0.00	0.00	0.00	0.00	0.00	0.00	260,000.00	0.00	0.00
Awards/Rewards and Prizes	5020600000	638,300.00	1,017,000.00	1,655,300.00	0.00	341,500.00	289,830.00	0.00	631,330.00	0.00	0.00	305,500.00	0.00	305,500.00	1,023,970.00	0.00	325,830.00
Awards/Rewards Expenses	5020601000	638,300.00	1,017,000.00	1,655,300.00	0.00	341,500.00	289,830.00	0.00	631,330.00	0.00	0.00	305,500.00	0.00	305,500.00	1,023,970.00	0.00	325,830.00
Awards/Rewards Expenses	5020601001	576,300.00	1,017,000.00	1,593,300.00	0.00	341,500.00	289,830.00	0.00	631,330.00	0.00	0.00	305,500.00	0.00	305,500.00	961,970.00	0.00	325,830.00
Rewards and Incentives	5020601002	62,000.00	0.00	62,000.00	0.00	0.00	0.00	0.00	0.00	0.00	0.00	0.00	0.00	0.00	62,000.00	0.00	0.00
Survey, Research, Exploration and Development Expenses	5020700000	16,714,377.57	0.00	16,714,377.57	0.00	0.00	1,970.00	0.00	1,970.00	0.00	0.00	1,590.00	0.00	1,590.00	16,712,407.57	0.00	380.00
Survey Expenses	5020701000	20,000.00	0.00	20,000.00	0.00	0.00	0.00	0.00	0.00	0.00	0.00	0.00	0.00	0.00	20,000.00	0.00	0.00
Survey Expenses	5020701000	20,000.00	0.00	20,000.00	0.00	0.00	0.00	0.00	0.00	0.00	0.00	0.00	0.00	0.00	20,000.00	0.00	0.00
Research, Exploration and Development Expenses	5020702000	16,694,377.57	0.00	16,694,377.57	0.00	0.00	1,970.00	0.00	1,970.00	0.00	0.00	1,590.00	0.00	1,590.00	16,692,407.57	0.00	380.00
ICT Research, Exploration and Development Expenses	5020702001	50,000.00	0.00	50,000.00	0.00	0.00	0.00	0.00	0.00	0.00	0.00	0.00	0.00	0.00	50,000.00	0.00	0.00
Research, Exploration and Development Expenses	5020702002	16,644,377.57	0.00	16,644,377.57	0.00	0.00	1,970.00	0.00	1,970.00	0.00	0.00	1,590.00	0.00	1,590.00	16,642,407.57	0.00	380.00
Professional Services	5021100000	79,713,662.19	20,526,606.85	100,240,269.04	6,409,662.78	7,759,187.52	4,580,426.51	0.00	18,749,276.81	6,334,786.65	6,339,607.35	4,492,166.86	0.00	17,166,560.86	81,490,922.23	1,582,715.95	0.00
Legal Services	5021101000	1,127,716.34	0.00	1,127,716.34	0.00	0.00	0.00	0.00	0.00	0.00	0.00	0.00	0.00	0.00	1,127,716.34	0.00	0.00
Legal Services	5021101000	1,127,716.34	0.00	1,127,716.34	0.00	0.00	0.00	0.00	0.00	0.00	0.00	0.00	0.00	0.00	1,127,716.34	0.00	0.00
Auditing Services	5021102000	110,000.00	0.00	110,000.00	3,043.60	0.00	0.00	0.00	3,043.60	3,043.60	0.00	0.00	0.00	3,043.60	106,956.40	0.00	0.00
Auditing Services	5021102000	110,000.00	0.00	110,000.00	3,043.60	0.00	0.00	0.00	3,043.60	3,043.60	0.00	0.00	0.00	3,043.60	106,956.40	0.00	0.00
Other Professional Services	5021199000	78,475,945.85	20,526,606.85	99,002,552.70	6,406,619.18	7,759,187.52	4,580,426.51	0.00	18,746,233.21	6,331,743.05	6,339,607.35	4,492,166.86	0.00	17,163,517.26	80,256,319.49	1,582,715.95	0.00
Other Professional Services	5021199000	78,475,945.85	20,526,606.85	99,002,552.70	6,406,619.18	7,759,187.52	4,580,426.51	0.00	18,746,233.21	6,331,743.05	6,339,607.35	4,492,166.86	0.00	17,163,517.26	80,256,319.49	1,582,715.95	0.00
General Services	5021200000	1,793,200.00	52,000.00	1,845,200.00	0.00	0.00	0.00	0.00	0.00	0.00	0.00	0.00	0.00	0.00	1,845,200.00	0.00	0.00
Environment/Sanitary Services	5021201000	1,775,300.00	5,000.00	1,780,300.00	0.00	0.00	0.00	0.00	0.00	0.00	0.00	0.00	0.00	0.00	1,780,300.00	0.00	0.00
Environment/Sanitary Services	5021201000	1,775,300.00	5,000.00	1,780,300.00	0.00	0.00	0.00	0.00	0.00	0.00	0.00	0.00	0.00	0.00	1,780,300.00	0.00	0.00
Security Services	5021203000	17,900.00	0.00	17,900.00	0.00	0.00	0.00	0.00	0.00	0.00	0.00	0.00	0.00	0.00	17,900.00	0.00	0.00
Security Services	5021203000	17,900.00	0.00	17,900.00	0.00	0.00	0.00	0.00	0.00	0.00	0.00	0.00	0.00	0.00	17,900.00	0.00	0.00

SUMMARY OF APPROVED BUDGET, UTILIZATIONS, DISBURSEMENTS AND BALANCES BY OBJECT OF EXPENDITURES
(For Off-Budgetary Funds)

As at the Quarter Ending September 30, 2023

Department : State Universities and Colleges (SUCs)
 Agency/Entity : Negros Oriental State University
 Operating Unit : < not applicable >
 Organization Code (UACS) : 08 072 000000
 Fund Cluster : 05 - Internally Generated Funds
 (e.g. UACS Fund Cluster: 05-Internally Generated Funds and 06-Business Related Funds)

Particulars	UACS CODE	Approved Budget			Utilizations					Disbursements					Balances			
		Approved Budgeted Revenue	Adjustments (Reductions, Modifications/ Augmentations)	Adjusted Budgeted Revenue	1st Quarter Ending March 31	2nd Quarter Ending June 30	3rd Quarter Ending September 30	4th Quarter Ending December 31	Total	1st Quarter Ending March 31	2nd Quarter Ending June 30	3rd Quarter Ending September 30	4th Quarter Ending December 31	Total	Unutilized Budget	Unpaid Obligations (10-15)=(17+18)		
																5=[(3+(-)4)]	10=(6+7+8+9)	15=(11+12+13+14)
1	2	3	4	5	6	7	8	9	10	11	12	13	14	15	16	17	18	
Other General Services	5021299000	0.00	47,000.00	47,000.00	0.00	0.00	0.00	0.00	0.00	0.00	0.00	0.00	0.00	0.00	0.00	47,000.00	0.00	0.00
Other General Services	5021299099	0.00	47,000.00	47,000.00	0.00	0.00	0.00	0.00	0.00	0.00	0.00	0.00	0.00	0.00	0.00	47,000.00	0.00	0.00
Repairs and Maintenance	5021300000	83,099,847.34	20,704,400.15	103,804,247.49	241,493.00	1,143,980.00	248,035.00	0.00	1,633,508.00	0.00	229,563.00	647,927.50	0.00	877,490.50	102,170,739.49	27,200.00	728,817.50	
Repairs and Maintenance - Infrastructure Assets	5021303000	170,000.00	236,153.00	406,153.00	171,413.00	0.00	0.00	0.00	171,413.00	0.00	169,483.00	0.00	0.00	169,483.00	234,740.00	0.00	1,930.00	
Water Supply Systems	5021303004	140,000.00	0.00	140,000.00	0.00	0.00	0.00	0.00	0.00	0.00	0.00	0.00	0.00	0.00	140,000.00	0.00	0.00	
Power Supply Systems	5021303005	30,000.00	236,153.00	266,153.00	171,413.00	0.00	0.00	0.00	171,413.00	0.00	169,483.00	0.00	0.00	169,483.00	94,740.00	0.00	1,930.00	
Repairs and Maintenance - Buildings and Other Structures	5021304000	72,506,489.74	11,620,999.35	84,127,489.09	0.00	1,118,831.50	109,746.00	0.00	1,228,577.50	0.00	0.00	635,577.50	0.00	635,577.50	82,898,911.59	0.00	593,000.00	
Buildings	5021304001	15,249,810.40	5,490,558.46	20,740,368.86	0.00	0.00	0.00	0.00	0.00	0.00	0.00	0.00	0.00	0.00	20,740,368.86	0.00	0.00	
School Buildings	5021304002	34,922,630.59	6,011,663.64	40,934,294.23	0.00	620,831.50	14,746.00	0.00	635,577.50	0.00	0.00	635,577.50	0.00	635,577.50	40,298,716.73	0.00	0.00	
Other Structures	5021304099	22,334,048.75	118,777.25	22,452,826.00	0.00	498,000.00	95,000.00	0.00	593,000.00	0.00	0.00	0.00	0.00	0.00	21,859,826.00	0.00	593,000.00	
Repairs and Maintenance - Machinery and Equipment	5021305000	2,524,305.00	2,984,247.80	5,488,552.80	70,080.00	25,148.50	88,589.00	0.00	183,817.50	0.00	60,080.00	9,850.00	0.00	69,930.00	5,304,735.30	0.00	113,887.50	
Office Equipment	5021305002	480,655.00	170,000.00	650,655.00	0.00	20,250.00	(10,400.00)	0.00	9,850.00	0.00	0.00	9,850.00	0.00	9,850.00	640,805.00	0.00	0.00	
Information and Communication Technology Equipment	5021305003	679,100.00	756,650.80	1,435,750.80	0.00	0.00	0.00	0.00	0.00	0.00	0.00	0.00	0.00	0.00	1,435,750.80	0.00	0.00	
Agricultural and Forestry Equipment	5021305004	200,000.00	0.00	200,000.00	0.00	0.00	0.00	0.00	0.00	0.00	0.00	0.00	0.00	0.00	200,000.00	0.00	0.00	
Printing Equipment	5021305012	65,000.00	153,347.00	218,347.00	70,080.00	0.00	0.00	0.00	70,080.00	0.00	60,080.00	0.00	0.00	60,080.00	148,267.00	0.00	10,000.00	
Technical and Scientific Equipment	5021305014	15,750.00	(15,750.00)	0.00	0.00	0.00	0.00	0.00	0.00	0.00	0.00	0.00	0.00	0.00	0.00	0.00	0.00	
Other Machinery and Equipment	5021305099	1,083,800.00	1,900,000.00	2,983,800.00	0.00	4,898.50	98,989.00	0.00	103,887.50	0.00	0.00	0.00	0.00	0.00	2,879,912.50	0.00	103,887.50	
Repairs and Maintenance - Transportation Equipment	5021306000	2,095,452.00	320,000.00	2,415,452.00	0.00	0.00	29,700.00	0.00	29,700.00	0.00	0.00	2,500.00	0.00	2,500.00	2,385,752.00	27,200.00	0.00	
Motor Vehicles	5021306001	2,095,452.00	320,000.00	2,415,452.00	0.00	0.00	29,700.00	0.00	29,700.00	0.00	0.00	2,500.00	0.00	2,500.00	2,385,752.00	27,200.00	0.00	
Repairs and Maintenance - Furniture and Fixtures	5021307000	2,500.00	0.00	2,500.00	0.00	0.00	0.00	0.00	0.00	0.00	0.00	0.00	0.00	0.00	2,500.00	0.00	0.00	
Repairs and Maintenance - Furniture and Fixtures	5021307000	2,500.00	0.00	2,500.00	0.00	0.00	0.00	0.00	0.00	0.00	0.00	0.00	0.00	0.00	2,500.00	0.00	0.00	
Repairs and Maintenance - Semi-Expendable Machinery and Equipment	5021321000	263,390.60	20,000.00	283,390.60	0.00	0.00	20,000.00	0.00	20,000.00	0.00	0.00	0.00	0.00	0.00	263,390.60	0.00	20,000.00	
Office Equipment	5021321002	140,740.60	0.00	140,740.60	0.00	0.00	0.00	0.00	0.00	0.00	0.00	0.00	0.00	0.00	140,740.60	0.00	0.00	
Information and Communications Technology Equipment	5021321003	5,000.00	0.00	5,000.00	0.00	0.00	0.00	0.00	0.00	0.00	0.00	0.00	0.00	0.00	5,000.00	0.00	0.00	
Communications Equipment	5021321007	40,000.00	0.00	40,000.00	0.00	0.00	0.00	0.00	0.00	0.00	0.00	0.00	0.00	0.00	40,000.00	0.00	0.00	
Technical and Scientific Equipment	5021321013	77,650.00	0.00	77,650.00	0.00	0.00	0.00	0.00	0.00	0.00	0.00	0.00	0.00	0.00	77,650.00	0.00	0.00	
Other Machinery and Equipment	5021321099	0.00	20,000.00	20,000.00	0.00	0.00	20,000.00	0.00	20,000.00	0.00	0.00	0.00	0.00	0.00	0.00	0.00	20,000.00	
Repairs and Maintenance - Semi-Expendable Furniture, Fixtures and Books	5021322000	187,810.00	(7,000.00)	180,810.00	0.00	0.00	0.00	0.00	0.00	0.00	0.00	0.00	0.00	0.00	180,810.00	0.00	0.00	
Furniture and Fixtures	5021322001	187,810.00	(7,000.00)	180,810.00	0.00	0.00	0.00	0.00	0.00	0.00	0.00	0.00	0.00	0.00	180,810.00	0.00	0.00	
Repairs and Maintenance - Other Property, Plant and Equipment	5021399000	5,349,900.00	5,550,000.00	10,899,900.00	0.00	0.00	0.00	0.00	0.00	0.00	0.00	0.00	0.00	0.00	10,899,900.00	0.00	0.00	
Other Property, Plant and Equipment	5021399099	5,349,900.00	5,550,000.00	10,899,900.00	0.00	0.00	0.00	0.00	0.00	0.00	0.00	0.00	0.00	0.00	10,899,900.00	0.00	0.00	
Taxes, Insurance Premiums and Other Fees	5021500000	7,569,560.34	500,000.00	8,069,560.34	35,929.08	59,584.34	18,504.62	0.00	114,018.04	35,929.08	23,436.34	18,504.62	0.00	77,870.04	7,952,542.30	36,148.00	0.00	
Taxes, Duties and Licenses	5021501000	475,502.00	0.00	475,502.00	5,845.00	42,339.40	4,700.00	0.00	52,884.40	5,845.00	6,191.40	4,700.00	0.00	16,736.40	422,617.60	36,148.00	0.00	
Taxes, Duties and Licenses	5021501001	475,502.00	0.00	475,502.00	5,845.00	42,339.40	4,700.00	0.00	52,884.40	5,845.00	6,191.40	4,700.00	0.00	16,736.40	422,617.60	36,148.00	0.00	
Fidelity Bond Premiums	5021502000	45,500.00	0.00	45,500.00	0.00	0.00	0.00	0.00	0.00	0.00	0.00	0.00	0.00	0.00	45,500.00	0.00	0.00	
Fidelity Bond Premiums	5021502000	45,500.00	0.00	45,500.00	0.00	0.00	0.00	0.00	0.00	0.00	0.00	0.00	0.00	0.00	45,500.00	0.00	0.00	
Insurance Expenses	5021503000	7,045,558.34	500,000.00	7,545,558.34	30,084.08	17,244.94	13,804.62	0.00	61,133.64	30,084.08	17,244.94	13,804.62	0.00	61,133.64	7,484,424.70	0.00	0.00	
Insurance Expenses	5021503000	7,045,558.34	500,000.00	7,545,558.34	30,084.08	17,244.94	13,804.62	0.00	61,133.64	30,084.08	17,244.94	13,804.62	0.00	61,133.64	7,484,424.70	0.00	0.00	
Labor and Wages	5021600000	103,804,319.68	3,353,840.48	107,158,160.16	6,353,481.59	4,983,790.02	8,443,930.01	0.00	19,781,201.62	6,171,026.51	4,981,523.51	8,321,701.14	0.00	19,474,251.16	87,376,958.54	306,950.46	0.00	
Labor and Wages	5021601000	103,804,319.68	3,353,840.48	107,158,160.16	6,353,481.59	4,983,790.02	8,443,930.01	0.00	19,781,201.62	6,171,026.51	4,981,523.51	8,321,701.14	0.00	19,474,251.16	87,376,958.54	306,950.46	0.00	
Labor and Wages	5021601000	103,804,319.68	3,353,840.48	107,158,160.16	6,353,481.59	4,983,790.02	8,443,930.01	0.00	19,781,201.62	6,171,026.51	4,981,523.51	8,321,701.14	0.00	19,474,251.16	87,376,958.54	306,950.46	0.00	

SUMMARY OF APPROVED BUDGET, UTILIZATIONS, DISBURSEMENTS AND BALANCES BY OBJECT OF EXPENDITURES
(For Off-Budgetary Funds)

As at the Quarter Ending September 30, 2023

Department : State Universities and Colleges (SUCs)
 Agency/Entity : Negros Oriental State University
 Operating Unit : < not applicable >
 Organization Code (UACS) : 08 072 000000
 Fund Cluster : 05 - Internally Generated Funds
 (e.g. UACS Fund Cluster: 05-Internally Generated Funds and 06-Business Related Funds)


Particulars	UACS CODE	Approved Budget			Utilizations					Disbursements					Balances		
		Approved Budgeted Revenue	Adjustments (Reductions, Modifications/ Augmentations/)	Adjusted Budgeted Revenue	1st Quarter Ending March 31	2nd Quarter Ending June 30	3rd Quarter Ending September 30	4th Quarter Ending December 31	Total	1st Quarter Ending March 31	2nd Quarter Ending June 30	3rd Quarter Ending September 30	4th Quarter Ending December 31	Total	Unutilized Budget	Unpaid Obligations (10-15)-(17+18)	
																5=[(3+(-4))]	10=(6+7+8+9)
1	2	3	4	5	6	7	8	9	10	11	12	13	14	15	16	17	18
Other Maintenance and Operating Expenses	5029900000	138,042,620.22	799,061.25	138,841,681.47	2,079,352.18	3,778,045.87	8,547,627.35	0.00	14,405,025.40	408,274.18	834,486.87	8,957,066.50	0.00	10,199,827.55	124,436,656.07	235,521.55	3,969,676.30
Advertising Expenses	5029901000	254,000.80	0.00	254,000.80	0.00	0.00	0.00	0.00	0.00	0.00	0.00	0.00	0.00	0.00	254,000.80	0.00	0.00
Advertising Expenses	5029901000	254,000.80	0.00	254,000.80	0.00	0.00	0.00	0.00	0.00	0.00	0.00	0.00	0.00	0.00	254,000.80	0.00	0.00
Printing and Publication Expenses	5029902000	17,090,021.94	338,522.72	17,428,544.66	156,000.00	1,413,245.00	97,888.30	0.00	1,667,133.30	0.00	2,900.00	1,284,287.00	0.00	1,287,187.00	15,761,411.36	0.00	379,946.30
Printing and Publication Expenses	5029902000	17,090,021.94	338,522.72	17,428,544.66	156,000.00	1,413,245.00	97,888.30	0.00	1,667,133.30	0.00	2,900.00	1,284,287.00	0.00	1,287,187.00	15,761,411.36	0.00	379,946.30
Representation Expenses	5029903000	53,320,265.21	5,916,634.52	59,236,899.73	560,107.00	996,185.00	2,778,535.55	0.00	4,334,827.55	405,579.00	506,880.00	1,068,029.00	0.00	1,980,488.00	54,902,072.18	162,222.55	2,192,117.00
Representation Expenses	5029903000	53,320,265.21	5,916,634.52	59,236,899.73	560,107.00	996,185.00	2,778,535.55	0.00	4,334,827.55	405,579.00	506,880.00	1,068,029.00	0.00	1,980,488.00	54,902,072.18	162,222.55	2,192,117.00
Transportation and Delivery Expenses	5029904000	3,389,649.81	548,740.44	3,938,390.25	0.00	16,409.24	572,400.00	0.00	588,809.24	0.00	16,409.24	572,400.00	0.00	588,809.24	3,349,581.01	0.00	0.00
Transportation and Delivery Expenses	5029904000	3,389,649.81	548,740.44	3,938,390.25	0.00	16,409.24	572,400.00	0.00	588,809.24	0.00	16,409.24	572,400.00	0.00	588,809.24	3,349,581.01	0.00	0.00
Rent/Lease Expenses	5029905000	589,900.00	506,000.00	1,095,900.00	12,100.00	45,000.00	160,223.00	0.00	217,323.00	0.00	9,000.00	53,100.00	0.00	62,100.00	878,577.00	0.00	155,223.00
Rents - Building and Structures	5029905001	306,000.00	9,000.00	315,000.00	0.00	9,000.00	0.00	0.00	9,000.00	0.00	9,000.00	0.00	0.00	9,000.00	306,000.00	0.00	0.00
Rents - Motor Vehicles	5029905003	184,400.00	10,800.00	195,200.00	12,100.00	0.00	0.00	0.00	12,100.00	0.00	0.00	12,100.00	0.00	12,100.00	183,100.00	0.00	0.00
Rents - Equipment	5029905004	93,500.00	418,977.00	512,477.00	0.00	36,000.00	93,000.00	0.00	129,000.00	0.00	0.00	41,000.00	0.00	41,000.00	383,477.00	0.00	88,000.00
Rents - ICT Machinery and Equipment	5029905008	6,000.00	67,223.00	73,223.00	0.00	0.00	67,223.00	0.00	67,223.00	0.00	0.00	0.00	0.00	0.00	6,000.00	0.00	67,223.00
Membership Dues and Contributions to Organizations	5029906000	2,912,750.00	3,184,913.00	6,107,663.00	261,400.00	0.00	3,919,683.00	0.00	4,181,083.00	1,000.00	260,400.00	3,919,683.00	0.00	4,181,083.00	1,926,580.00	0.00	0.00
Membership Dues and Contributions to Organizations	5029906000	2,912,750.00	3,184,913.00	6,107,663.00	261,400.00	0.00	3,919,683.00	0.00	4,181,083.00	1,000.00	260,400.00	3,919,683.00	0.00	4,181,083.00	1,926,580.00	0.00	0.00
Subscription Expenses	5029907000	16,164,811.26	(745,678.18)	15,419,133.08	1,001,695.18	1,040,820.00	0.00	0.00	2,042,515.18	1,695.18	0.00	1,040,820.00	0.00	1,042,515.18	13,376,617.90	0.00	1,000,000.00
ICT Software Subscription	5029907001	960,420.00	10,000.00	970,420.00	0.00	0.00	0.00	0.00	0.00	0.00	0.00	0.00	0.00	0.00	970,420.00	0.00	0.00
Library and Other Reading Materials Subscription Expenses	5029907004	11,344,267.16	(826,478.18)	10,517,788.98	1,000,000.00	0.00	0.00	0.00	1,000,000.00	0.00	0.00	0.00	0.00	0.00	9,517,788.98	0.00	1,000,000.00
Other Subscription Expenses	5029907099	3,860,124.10	70,800.00	3,930,924.10	1,695.18	1,040,820.00	0.00	0.00	1,042,515.18	1,695.18	0.00	1,040,820.00	0.00	1,042,515.18	2,888,408.92	0.00	0.00
Other Maintenance and Operating Expenses	5029999000	44,321,221.20	(8,960,071.25)	35,361,149.95	88,050.00	266,386.63	1,018,897.50	0.00	1,373,334.13	0.00	38,897.63	1,018,747.50	0.00	1,057,645.13	33,987,815.82	73,299.00	242,390.00
Website Maintenance	5029999001	192,000.00	0.00	192,000.00	0.00	0.00	0.00	0.00	0.00	0.00	0.00	0.00	0.00	0.00	192,000.00	0.00	0.00
Other Maintenance and Operating Expenses	5029999099	44,129,221.20	(8,960,071.25)	35,169,149.95	88,050.00	266,386.63	1,018,897.50	0.00	1,373,334.13	0.00	38,897.63	1,018,747.50	0.00	1,057,645.13	33,795,815.82	73,299.00	242,390.00
Capital Outlays		142,165,752.47	151,813,734.64	293,979,487.11	4,569,724.28	6,060,485.13	16,584,424.03	0.00	27,214,633.44	1,555.20	650,216.92	4,383,718.40	0.00	5,035,490.52	266,764,853.67	24,051.50	22,155,091.42
Property, Plant and Equipment Outlay	5060400000	140,709,011.67	150,055,734.64	290,764,746.31	4,568,169.08	6,046,629.13	16,560,372.53	0.00	27,175,170.74	0.00	636,360.92	4,383,718.40	0.00	5,020,079.32	263,589,575.57	0.00	22,155,091.42
Land Outlay	5060401000	0.00	15,500,000.00	15,500,000.00	0.00	0.00	0.00	0.00	0.00	0.00	0.00	0.00	0.00	0.00	15,500,000.00	0.00	0.00
Land	5060401001	0.00	15,500,000.00	15,500,000.00	0.00	0.00	0.00	0.00	0.00	0.00	0.00	0.00	0.00	0.00	15,500,000.00	0.00	0.00
Infrastructure Outlay	5060403000	9,599,420.27	9,050,000.00	18,649,420.27	210,550.00	0.00	285,000.00	0.00	495,550.00	0.00	0.00	210,550.00	0.00	210,550.00	18,153,870.27	0.00	285,000.00
Road Networks	5060403001	4,314,419.27	3,000,000.00	7,314,419.27	0.00	0.00	0.00	0.00	0.00	0.00	0.00	0.00	0.00	0.00	7,314,419.27	0.00	0.00
Water Supply Systems	5060403004	2,835,001.00	300,000.00	3,135,001.00	0.00	0.00	0.00	0.00	0.00	0.00	0.00	0.00	0.00	0.00	3,135,001.00	0.00	0.00
Power Supply Systems	5060403005	2,450,000.00	5,750,000.00	8,200,000.00	210,550.00	0.00	285,000.00	0.00	495,550.00	0.00	0.00	210,550.00	0.00	210,550.00	7,704,450.00	0.00	285,000.00
Buildings and Other Structures	5060404000	63,166,924.08	77,862,036.57	141,028,960.65	2,921,191.08	4,325,758.13	13,149,208.53	0.00	20,396,157.74	0.00	450,609.92	2,348,167.40	0.00	2,798,777.32	120,632,802.91	0.00	17,597,380.42
Buildings	5060404001	9,529,783.68	16,966,828.55	26,496,612.23	177,217.00	292,021.63	235,600.55	0.00	704,839.18	0.00	152,867.00	551,972.18	0.00	704,839.18	25,791,773.05	0.00	0.00
School Buildings	5060404002	41,631,723.45	51,041,643.36	92,673,366.81	759,021.31	322,781.00	8,918,262.96	0.00	10,000,065.27	0.00	0.00	1,257,352.44	0.00	1,257,352.44	82,673,301.54	0.00	8,742,712.83
Hostels and Dormitories	5060404006	0.00	3,000,000.00	3,000,000.00	0.00	0.00	0.00	0.00	0.00	0.00	0.00	0.00	0.00	0.00	3,000,000.00	0.00	0.00
Other Structures	5060404099	12,005,416.95	6,853,564.66	18,858,981.61	1,984,952.77	3,710,955.50	3,995,345.02	0.00	9,691,253.29	0.00	297,742.92	538,842.78	0.00	836,585.70	9,167,728.32	0.00	8,854,667.59
Machinery and Equipment Outlay	5060405000	46,175,819.52	40,706,966.19	86,882,785.71	1,324,468.00	1,113,314.00	3,015,164.00	0.00	5,452,946.00	0.00	114,700.00	1,641,485.00	0.00	1,756,185.00	81,429,839.71	0.00	3,696,761.00
Office Equipment	5060405002	3,199,548.60	2,230,030.34	5,429,578.94	88,950.00	46,800.00	247,744.00	0.00	383,494.00	0.00	0.00	0.00	0.00	0.00	5,046,084.94	0.00	383,494.00
Information and Communication Technology Equipment	5060405003	24,402,647.42	8,982,776.00	33,385,423.42	718,490.00	434,299.00	1,795,440.00	0.00	2,948,229.00	0.00	0.00	1,451,600.00	0.00	1,451,600.00	30,437,194.42	0.00	1,496,629.00
Agricultural and Forestry Equipment	5060405004	84,371.00	290,629.00	375,000.00	0.00	0.00	0.00	0.00	0.00	0.00	0.00	0.00	0.00	0.00	375,000.00	0.00	0.00
Marine and Fishery Equipment	5060405005	360,000.00	0.00	360,000.00	0.00	0.00	0.00	0.00	0.00	0.00	0.00	0.00	0.00	0.00	360,000.00	0.00	0.00
Communication Equipment	5060405007	60,000.00	120,000.00	180,000.00	0.00	49,950.00	0.00	0.00	49,950.00	0.00	0.00	0.00	0.00	0.00	130,050.00	0.00	49,950.00
Disaster Response and Rescue Equipment	5060405009	85,000.00	937,385.00	1,022,385.00	0.00	109,885.00	0.00	0.00	109,885.00	0.00	0.00	109,885.00	0.00	109,885.00	912,500.00	0.00	0.00


SUMMARY OF APPROVED BUDGET, UTILIZATIONS, DISBURSEMENTS AND BALANCES BY OBJECT OF EXPENDITURES
(For Off-Budgetary Funds)


As at the Quarter Ending September 30, 2023


Department : State Universities and Colleges (SUCs)
 Agency/Entity : Negros Oriental State University
 Operating Unit : < not applicable >
 Organization Code (UACS) : 08 072 000000
 Fund Cluster : 05 - Internally Generated Funds
 (e.g. UACS Fund Cluster: 05-Internally Generated Funds and 06-Business Related Funds)

Particulars	UACS CODE	Approved Budget			Utilizations					Disbursements					Balances			
		Approved Budgeted Revenue	Adjustments (Reductions, Modifications/ Augmentations)	Adjusted Budgeted Revenue	1st Quarter Ending March 31	2nd Quarter Ending June 30	3rd Quarter Ending September 30	4th Quarter Ending December 31	Total	1st Quarter Ending March 31	2nd Quarter Ending June 30	3rd Quarter Ending September 30	4th Quarter Ending December 31	Total	Unutilized Budget	Unpaid Obligations (10-15)-(17+18)		
																5=([3+(-4)])	Due and Demandable	Not Yet Due and Demandable
1	2	3	4	5=([3+(-4)])	6	7	8	9	10=(6+7+8+9)	11	12	13	14	15=(11+12+13+14)	16=(5-10)	17	18	
Military, Police and Security Equipment	5060405010	623,000.00	0.00	623,000.00	0.00	0.00	0.00	0.00	0.00	0.00	0.00	0.00	0.00	0.00	623,000.00	0.00	0.00	
Medical Equipment	5060405011	555,343.90	0.00	555,343.90	0.00	0.00	0.00	0.00	0.00	0.00	0.00	0.00	0.00	555,343.90	0.00	0.00		
Printing Equipment	5060405012	922,150.00	1,415,000.00	2,337,150.00	193,098.00	49,000.00	72,600.00	0.00	314,698.00	0.00	85,400.00	0.00	0.00	85,400.00	2,022,452.00	0.00	229,298.00	
Sports Equipment	5060405013	2,304,040.00	92,930.00	2,396,970.00	242,930.00	314,080.00	0.00	0.00	557,010.00	0.00	0.00	0.00	0.00	0.00	1,839,960.00	0.00	557,010.00	
Technical and Scientific Equipment	5060405014	6,639,763.60	16,844,017.85	23,483,781.45	81,000.00	0.00	0.00	0.00	81,000.00	0.00	0.00	0.00	0.00	0.00	23,402,781.45	0.00	81,000.00	
ICT Software	5060405015	647,200.00	1,104,720.00	1,751,920.00	0.00	0.00	0.00	0.00	0.00	0.00	0.00	0.00	0.00	0.00	1,751,920.00	0.00	0.00	
Other Machinery and Equipment	5060405099	6,292,755.00	8,689,478.00	14,982,233.00	0.00	109,300.00	899,380.00	0.00	1,008,680.00	0.00	29,300.00	80,000.00	0.00	0.00	109,300.00	13,973,553.00	0.00	899,380.00
Transportation Equipment Outlay	5060406000	5,050,000.00	5,400,000.00	10,450,000.00	0.00	0.00	0.00	0.00	0.00	0.00	0.00	0.00	0.00	0.00	10,450,000.00	0.00	0.00	
Motor Vehicles	5060406001	4,150,000.00	5,400,000.00	9,550,000.00	0.00	0.00	0.00	0.00	0.00	0.00	0.00	0.00	0.00	0.00	9,550,000.00	0.00	0.00	
Watercrafts	5060406004	900,000.00	0.00	900,000.00	0.00	0.00	0.00	0.00	0.00	0.00	0.00	0.00	0.00	0.00	900,000.00	0.00	0.00	
Furniture, Fixtures and Books Outlay	5060407000	7,506,593.70	563,112.00	8,069,705.70	111,960.00	607,557.00	111,000.00	0.00	830,517.00	0.00	71,051.00	183,516.00	0.00	0.00	254,567.00	7,239,188.70	0.00	575,950.00
Furniture and Fixtures	5060407001	6,318,337.70	1,151,322.00	7,469,659.70	111,960.00	607,557.00	111,000.00	0.00	830,517.00	0.00	71,051.00	183,516.00	0.00	0.00	254,567.00	6,639,142.70	0.00	575,950.00
Books	5060407002	1,188,256.00	(588,210.00)	600,046.00	0.00	0.00	0.00	0.00	0.00	0.00	0.00	0.00	0.00	0.00	600,046.00	0.00	0.00	
Other Property Plant and Equipment Outlay	5060409000	9,210,254.10	973,619.88	10,183,873.98	0.00	0.00	0.00	0.00	0.00	0.00	0.00	0.00	0.00	0.00	10,183,873.98	0.00	0.00	
Other Property, Plant and Equipment	5060409099	9,210,254.10	973,619.88	10,183,873.98	0.00	0.00	0.00	0.00	0.00	0.00	0.00	0.00	0.00	0.00	10,183,873.98	0.00	0.00	
Biological Assets Outlay	5060500000	410,000.00	1,000,000.00	1,410,000.00	0.00	0.00	0.00	0.00	0.00	0.00	0.00	0.00	0.00	0.00	1,410,000.00	0.00	0.00	
Bearer Biological Assets Outlay	5060501000	410,000.00	1,000,000.00	1,410,000.00	0.00	0.00	0.00	0.00	0.00	0.00	0.00	0.00	0.00	0.00	1,410,000.00	0.00	0.00	
Livestock	5060501002	410,000.00	0.00	410,000.00	0.00	0.00	0.00	0.00	0.00	0.00	0.00	0.00	0.00	0.00	410,000.00	0.00	0.00	
Aquaculture	5060501004	0.00	1,000,000.00	1,000,000.00	0.00	0.00	0.00	0.00	0.00	0.00	0.00	0.00	0.00	0.00	1,000,000.00	0.00	0.00	
Intangible Assets Outlay	5060600000	1,046,740.80	758,000.00	1,804,740.80	1,555.20	13,856.00	24,051.50	0.00	39,462.70	1,555.20	13,856.00	0.00	0.00	15,411.20	1,765,278.10	24,051.50	0.00	
Patents/Copyrights	5060601000	361,940.80	258,000.00	619,940.80	1,555.20	13,856.00	24,051.50	0.00	39,462.70	1,555.20	13,856.00	0.00	0.00	15,411.20	580,478.10	24,051.50	0.00	
Patents/Copyrights	5060601000	361,940.80	258,000.00	619,940.80	1,555.20	13,856.00	24,051.50	0.00	39,462.70	1,555.20	13,856.00	0.00	0.00	15,411.20	580,478.10	24,051.50	0.00	
Computer Software	5060602000	684,800.00	500,000.00	1,184,800.00	0.00	0.00	0.00	0.00	0.00	0.00	0.00	0.00	0.00	0.00	1,184,800.00	0.00	0.00	
Computer Software	5060602000	684,800.00	500,000.00	1,184,800.00	0.00	0.00	0.00	0.00	0.00	0.00	0.00	0.00	0.00	0.00	1,184,800.00	0.00	0.00	
GRAND TOTAL		854,841,429.54	227,317,568.69	1,082,158,998.23	26,660,643.79	34,201,168.53	62,802,951.38	0.00	113,664,763.70	15,479,990.22	18,009,676.47	38,976,882.33	0.00	72,466,549.02	968,494,234.53	2,870,344.97	38,327,869.71	

Certified Correct:

RENE BOYA-CATUBIG, CPA, MBA
 Acting - Chief Administrative Officer - Finance
 Date: October 25, 2023 03:32 PM

Certified Correct:

MAURICE ANAVER B. DORDADO, CPA
 University Chief Accountant
 Date: October 25, 2023 03:32 PM

FOR: 
NOEL MARJON E. YASI, PSY.D.
 Vice - President for Administration and Finance
 Date: October 25, 2023 03:35 PM

Approved By:

JOEL P. UMSON, PH.D.
 University President
 Date: October 25, 2023 03:42 PM